

# The `copyrightbox` package\*

Thomas Fischer<sup>†</sup>  
Ives van der Flaas<sup>‡</sup>

December 9, 2011

`copyrightbox.sty` provides the command `\copyrightbox`, which is used to put a small amount of text, usually a copyright notice, close to an image. This text can be either below the image, it can be to the right of the image (and rotated counterclockwise respective to normal text orientation) and it can be to the left of the image, also rotated counterclockwise.

The command `\copyrightbox` has two obligatory parameters, the first being a box (usually an image loaded with the `\includegraphics` command from the `graphicx` package) and the second being the copyright message. It also has an optional parameter that determines the position of the copyright notice relative to the image:

```
\copyrightbox[⟨placement⟩]{⟨image⟩}{⟨text⟩}
```

Like usual the `[⟨placement⟩]` parameter is optional, so this command can also be expressed as

```
\copyrightbox{⟨image⟩}{⟨text⟩}
```

In which case the copyright notice will be placed to the right of the image.

Allowed `⟨placement⟩`s are

- l** The copyright notice is placed to the left of the image.
- r** (Default) The copyright notice is placed to the right of the image.
- b** The copyright notice is placed below the image.

A `\copyrightbox` will be bigger than the image it encompasses, since it will also fit the copyright text.

---

\*This manual corresponds to `copyrightbox` v0.1, dated Nov 27, 2011.

<sup>†</sup>`thomas.fischer@t-fischer.net`

<sup>‡</sup>`ives.vdf@gmail.com`

# 1 Examples

## 1.1 Example 1

The command

```
\copyrightbox  
  {\includegraphics[scale=0.5]{coin}}  
  {Image put in the public domain by the U.S. Mint.}
```

produces:



Image put in the public domain by the U.S. Mint.

## 1.2 Example 2

The command

```
\copyrightbox[b]  
  {\includegraphics[scale=0.5]{coin}}  
  {Image put in the public domain by the U.S. Mint.}
```

produces:



Image put in the public domain by the U.S. Mint.

## 1.3 Example 3

The command

```
\copyrightbox[l]  
  {\includegraphics[scale=0.5]{coin}}  
  {Image put in the public domain by the U.S. Mint.}
```

produces:




## 1.4 Example 4

`\copyrightbox` does not require `\includegraphics` images, you can just as easily generate your own images with something like TikZ or the L<sup>A</sup>T<sub>E</sub>X `picture` environment.

For example, the command

```
\copyrightbox[r] { \tikz \filldraw[fill=green] (0,0) circle (2); }  
{Image created by the author.}
```

produces:



## 2 Notes

### 2.1 Changing the Font

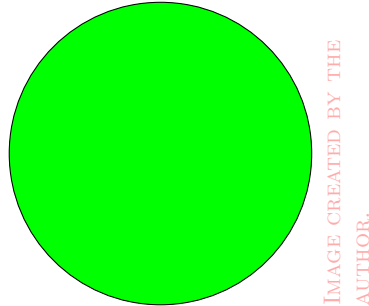
It's possible to change every aspect of the font used in the copyright message by renewing the command `\CRB@setcopyrightfont`, for example:

```
\makeatletter  
\renewcommand{\CRB@setcopyrightfont}{%  
\footnotesize  
\color{red!33}  
\sc  
}
```

```
\makeatother
```

```
\copyrightbox[r] { \tikz \filldraw[fill=green] (0,0) circle (2); }  
{Image created by the author.}
```


can be placed anywhere in your .tex file and will generate the copyright notice in small caps in a reddish tint:



Ofcourse, it's also possible to select a font using the New Font Selection System in L<sup>A</sup>T<sub>E</sub>X2e, for example, to select Helvetica<sup>1</sup> size 4:

```
\makeatletter  
\renewcommand{\CRB@setcopyrightfont}{%  
\usefont{T1}{phv}{m}{n}\fontsize{4}{4}\selectfont  
}  
\makeatother
```

```
\copyrightbox[r] { \tikz \filldraw[fill=green] (0,0) circle (2); }  
{Image created by the author.}
```



## 2.2 Justification

Although it's not exactly recommended, it is possible to place relatively large amounts of text near images. Long amounts of text are usually nicer to look at when justified, and

---

<sup>1</sup>This font might not be available on your system.

to do so `\renewcommand \CRB@setcopyrightparagraphstyle` to something other than `\raggedright`, which is the default.

Place

```
\makeatletter
\renewcommand{\CRB@setcopyrightparagraphstyle}{%
% Return to justifying text
\setlength{\rightskip}{0pt}
\setlength{\leftskip}{0pt}
}
```

```
\makeatother
\begin{center}
\copyrightbox[r]
{\includegraphics[scale=0.5]{coin}}
{This here image was put in the public domain some time ago by the U.S. Mint.}
\end{center}
```

anywhere in your `.tex` file to produce:



This here image was put  
in the public domain some  
time ago by the U.S. Mint.

instead of



This here image was put in  
the public domain some  
time ago by the U.S. Mint.

### 3 Bugs and Suggestions

Bugreports, suggestions and patches are welcome and can be emailed to [ives.vdf@gmail.com](mailto:ives.vdf@gmail.com), or you can fork <https://github.com/Ivesvdf/copyrightbox> and send me a pull request through Github.